


Under floor and through wall ventilation



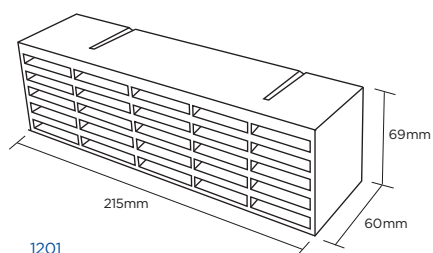
Under floor and through wall ventilation

- 2 Airbrick
- 3 Telescopic underfloor vent
- 4 Accessories
- 5 Cavity sleeves
- 6 Internal grilles and airbrick cowls
- 7 Internal grilles and airbrick cowls
- 8 Aero core anti-draught ventilators
- 9 Aero wall anti-draught ventilators
- 10 Acoustic aero core dB anti-draught ventilators
- 11 Acoustic aero wall dB anti-draught ventilators



Airbrick

Effective airbrick ventilator available in a range of colours



Use

- In conjunction with the telescopic underfloor ventilator for providing ventilation below suspended ground floors
- In conjunction with cavity sleeves for ventilation through external walls to a building interior

Features and benefits

- Equivalent area of 6170mm² per air brick
- Unique stepped front grille greatly reduces the entry of wind driven rain
- 6.5mm wide front grille openings comply with BS 5440 Pt 2 and British Gas requirements
- Integral clip together facility allows multiple airbricks to be stacked to form 9" x 6" and 9" x 9" sizes
- Available in a range of colours to blend in with various brick types
- Very tough and robust
- Durable and totally resistant to decay
- 9" x 6" cowl version available to replace double air brick - provides an equivalent area of 11,000mm²

Quality

- Satisfies all NHBC requirements
- Manufactured to BS EN ISO 9001 and BS EN ISO 14001
- Complies with all relevant Building Regulations
- Meets all relevant British Standards
- Equivalent area marking to front face of airbrick to comply with BS EN 13141-1 : 2004

Material and colour choice

- Manufactured by injection moulding in UV stabilised polypropylene
- The 1201AB airbrick is available in buff, terracotta, grey, brown, black and white, in packs of 20

Installation advice

- Always use in conjunction with a Timloc telescopic underfloor ventilator, or cavity sleeve, depending on the application

Please see technical section for more details.

How to order

- Airbrick quantity will be relative to the number of telescopic underfloor ventilators or cavity sleeves required. Please see technical section
- State the colour required

Bill of quantity

NBSPlus

F30 Accessories/sundry items for brick/block/stone walling

Clause

- 160 AIR BRICK
To BS493, Class 1, built in as the work proceeds.
- Manufacturer: **Timloc Building Products, Rawcliffe Road, Goole, East Yorkshire, DN14 6UQ. Tel: 01405 765567, Fax: 01405 720479. Web: www.timloc.co.uk**
 - Reference: **1201AB (Interlinking Airbrick)**
 - Design: **Rectangular**
 - Work size: **Each unit 69mm coursing x 215mm, (Equivalent area 6170mm²)**
 - Material: **Thermoplastic**
 - Colour:..... **(Black, White, Brown, Buff, Grey or Terracotta)**
 - Optional Accessories:.....
e.g. **1201 Telescopic Cranked Under Floor Vent (6,000mm²)**

Product codes

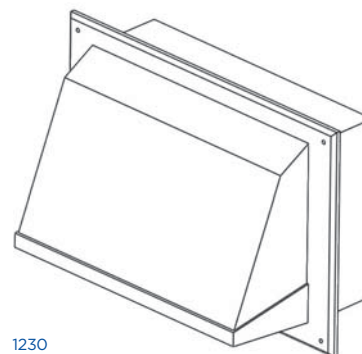
Airbrick

Equivalent area	Colour	Product code
6170mm ²	Buff	1201ABBU
6170mm ²	Terracotta	1201ABTE
6170mm ²	Grey	1201ABGR
6170mm ²	Brown	1201ABBR
6170mm ²	Black	1201ABBL
6170mm ²	White	1201ABWH

Double airbrick replacement cowl

Equivalent area	Colour	Product code
11,000mm ²	Buff	1230ABBU
11,000mm ²	Brown	1230ABBR
11,000mm ²	Terracotta	1230ABTE

NB. Guidance in BS EN 13141-1 : 2004 indicates the "free area" of a background ventilator is typically 25% larger than its "equivalent area"




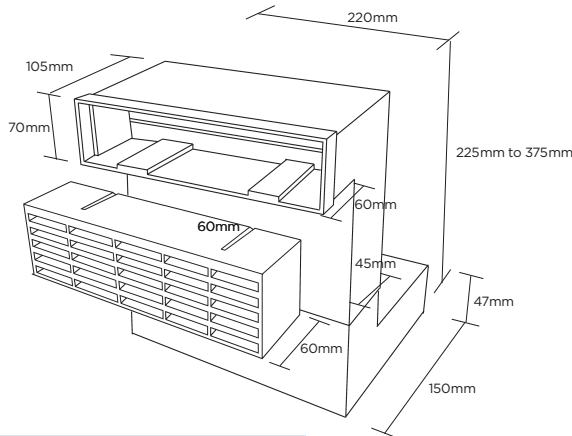
1230



Telescopic underfloor vent

Tough, adjustable ventilator for ground floors

Horizontal and vertical extension accessories also available



Use

- To provide ventilation below suspended ground floors

Features and benefits

- Telescopic and adjustable for a step of 3, 4 or 5 brick courses
- Horizontal and vertical extension accessories available
- Equivalent of 6000mm² per unit
- Special grille included to prevent entry of vermin
- Durable, robust and totally resistant to decay

Quality

- Satisfies all NHBC requirements
- Manufactured to BS EN ISO 9001 and BS EN ISO 14001
- Complies with all relevant Building Regulations
- Meets all relevant British Standards

Material and colour choice

- Manufactured by injection moulding in polypropylene
- Available in black only in packs of 20

Products in the system

- 1201 telescopic underfloor ventilator
- Matching airbrick and a range of accessories - see following sections

Telescopic gas vent outlets (1201+1201AB+1206+GVL900)

The combined units will allow ventilation outlets to either a sub floor void or via a range of adaptors to a venting layer and allow the provision of a minimum of one complete volume change per 24 hours as required by the NHBC. The Timloc vent units will achieve an airflow rate of 4.85L/sec (17m³/hr) or equal to an equivalent area of 6000mm². NB. All airflow testing has been independently tested by the BRE to BS EN 13141-1.

Installation advice

- Always use in conjunction with a Timloc airbrick
- The airbrick and upper front opening of the telescopic underfloor ventilator must be positioned above the finished external ground level - usually at the same level as the ground level DPC
- The lower rear opening of the product must project down to the level of the underfloor void and must not be obstructed by the floor construction. A vertical extension sleeve is available to fit with this product if the standard 5 course step is not adequate
- Building Regulations require a free airflow below suspended ground floors of at least 1500mm² per metre run of wall. This can be achieved by spacing the ventilators at 4m centres, however, such a wide spacing is not recommended as stagnant air pockets could form in the underfloor void. Timloc recommend a spacing of not more than 2m centres to comply with NHBC standards.

- The NHBC recommend that underfloor ventilators are spaced at a maximum of 2m centres, with ventilators also positioned not more than 450mm from the ends of the wall
- As a minimum requirement ventilators should be positioned down two opposite sides of the building so as to create a cross flow ventilation action. It is good practice to position ventilators around the full perimeter of the building, particularly with complex building designs
- If the underfloor void is separated by dividing walls, openings must be provided to allow a free flow of air around the underfloor void
- The standard ventilator will fit into a cavity wall with an external leaf of 100-102.5mm, a minimum cavity width of 50mm and a cross cavity of 100mm. External and internal horizontal extension sleeves are available to accommodate thicker walls or wider cavities

Please see technical section for more details.

How to order

- Measure the length of each wall requiring telescopic underfloor ventilators, and divide by 2m to establish the quantity required.
- Always round up if the calculation does not work out to an exact whole number

Bill of quantity

N5Plus

F30 Accessories/sundry items for brick/block/stone walling

Clause

160 AIR BRICK

To BS493, Class 1, built in as the work proceeds.

• Manufacturer: **Timloc Building Products, Rawcliffe Road, Goole, East Yorkshire, DN14 6UQ. Tel: 01405 765567, Fax: 01405 720479. Web: www.timloc.co.uk**

• Reference: **1201 Telescopic Cranked Under Floor Vent (6,000mm²)**

• Design: **Rectangular**

• Work size: **Each unit 225/375mm coursing x 220mm, (6,000mm² equivalent area)**

• Material: **Thermoplastic**

• Colour:..... **Black**

• Optional Accessories:.....

1204 Vertical Extension Sleeve (additional 2 brick courses)

1205 Duct Adaptor (suits 110mm diameter duct)

Product code

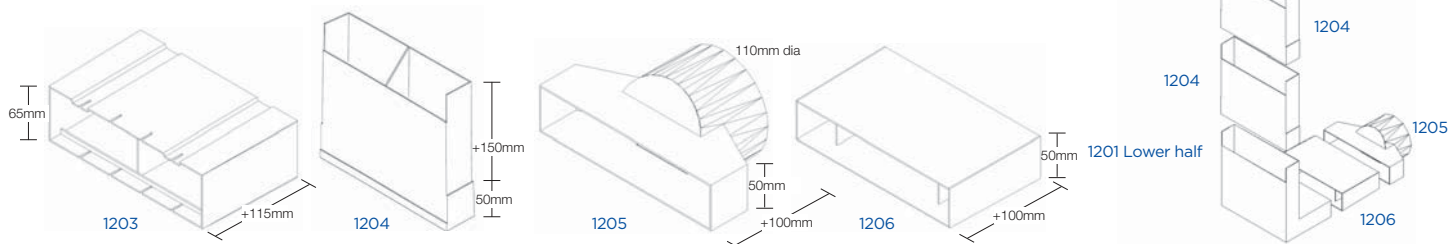
Telescopic underfloor vent

Equivalent area	Product code
6000mm ²	1201



Telescopic under floor vent extension accessories

Easy-to-use accessories for a range of underfloor ventilation applications



Use

- To provide horizontal or vertical extension to a telescopic underfloor ventilator to accommodate different wall/cavity/brick courses etc.
- To connect the ventilator to a duct

Features and benefits

- Does not restrict airflow through the main telescopic underfloor ventilator
- Purpose-made accessories eliminate the need for on site modifications
- Lightweight and easy to handle
- Durable and totally resistant to decay

Quality

- Satisfies all NHBC requirements
- Manufactured to BS EN ISO 9001 and BS EN ISO 14001
- Complies with all relevant Building Regulations
- Meets all relevant British Standards

Material and colour choice

- All standard accessories are injection moulded in polypropylene
- All accessories are available in black only

Products in the system

Horizontal front extension sleeve - Product 1203
Fits between the airbrick and upper front opening of the telescopic underfloor ventilator to accommodate external walls of more than 102.5mm thickness, up to a maximum of 215mm.

Vertical extension sleeve - Product 1204
Fits between the upper and lower parts of the telescopic underfloor ventilator to accommodate a vertical step of more than five brick courses.

Duct adaptor - Product 1205
Fits on to the lower rear opening of the telescopic underfloor ventilator to allow a standard 110mm external diameter plastic underground drainage pipe to be connected via a coupling connection.

Horizontal rear extension sleeve - Product 1206
Fits into the lower rear opening of the telescopic underfloor ventilator to accommodate cavity widths between 50-150mm - or internal walls of more than 100mm thickness, up to a maximum of 200mm.

Installation advice

- Product 1203 should be fitted with the slotted end to accept the airbrick. 1203 sleeves can also be slotted together to form longer sections if required
- Product 1204 fits externally over the upper and lower parts of the ventilator, units can be multi stacked for greater height

- Product 1205 has a 'push-fit' opening for the drainage pipe. The vermin grille of the ventilator can be left in position. For fitting to drainage pipe a coupling will be required
- Product 1206 fits over the lower rear opening of the ventilator. The vermin grille must first be removed to allow this, and then replaced at the other end of the extension sleeve. 1206 sleeves can also be slotted together to form longer sections if required
- To improve joins between the telescopic underfloor ventilator and an accessory, seal using insulating tape or duct tape

How to order

- Establish which part of the telescopic underfloor ventilator needs extending, and specify the appropriate accessory

Bill of quantity

N5Plus

F30 Accessories/sundry items for brick/block/stone walling

Clause

160 AIR BRICK

To BS493, Class 1, built in as the work proceeds.

• Manufacturer: **Timloc Building Products, Rawcliffe Road, Goole, East Yorkshire, DN14 6UQ. Tel: 01405 765567, Fax: 01405 720479. Web: www.timloc.co.uk**

• Reference: **Accessories**

• Design: **Various**

• Work size: **Various**

• Material: **Thermoplastic**

• Colour: **Black**

• Optional Accessories:.....

1203 Horizontal Front Extension (+115mm)

1204 Vertical Extension Sleeve (additional 2 brick courses)

1205 Duct Adaptor (suits 110mm diameter duct)

1206 Horizontal Rear Extension (+100mm)

Product codes

Accessories

Description	To suit	Product code
Horizontal front extension	+ 115mm	1203
Vertical extension sleeve	Additional 2 brick courses	1204
Duct adaptor	Suits 110mm diameter duct	1205
Horizontal rear extension	+ 100mm	1206


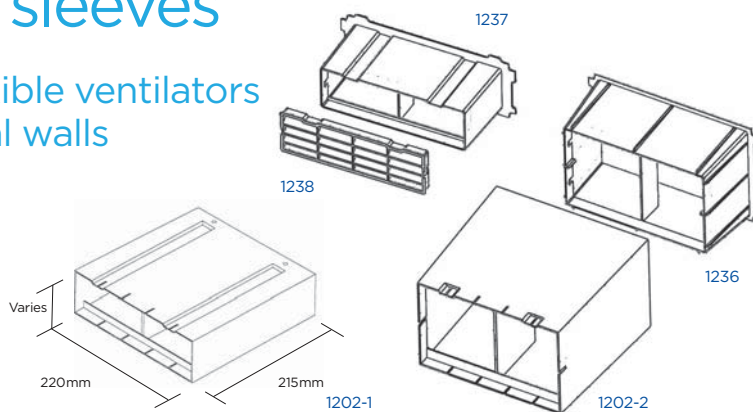
The table below shows how the build up of telescopic underfloor ventilators and vertical extension pieces achieve required building in height

Description	Brick height	Rise (mm)
1201 telescopic under floor vent	3-5	225/375
+ 1 No. 1204 vertical extension sleeve	6-7	450/525
+ 2 No. 1204 vertical extension sleeve	8-9	600/675
+ 3 No. 1204 vertical extension sleeve	10-11	750/825
+ 4 No. 1204 vertical extension sleeve	12-13	900/975



Cavity sleeves

Tough, flexible ventilators for external walls



Use

- To provide ventilation through external walls to the building interior

Features and benefits

- Unrestricted free airflow
- Lightweight and easy to handle
- Durable and totally resistant to decay

Quality

- Satisfies all NHBC requirements
- Manufactured to BS EN ISO 9001 and BS EN ISO 14001
- Complies with all relevant Building Regulations
- Meets all relevant British Standards

Material and colour choice

- Manufactured by injection moulding in polypropylene
- Available in black only

Products in the system

Product 1202-1

Suits a single 9" x 3" Timloc airbrick and provides a maximum equivalent area of 6170mm².

Product 1202-2

Suits a stack of two interlocked Timloc airbricks (9" x 6") and provides a maximum equivalent area of 12300mm².

Product 1237

Fitted to rear of 1202-1 to give maximum extension of 365mm.

Product 1236

Fitted to rear of 1202-2 to give maximum extension of 365mm.

Product 1238

Baffle to offer draught reduction inline with fitment to 1202-1 & 2.

Installation advice

- Always use in conjunction with a Timloc airbrick
- When ventilating through an external wall to a building interior, ensure the cavity sleeve and airbrick are positioned above the ground floor dpc level. The exact position will depend on what conveniently suits the interior room. Installation of the cavity sleeve and airbrick at high level in the room will help reduce the effect of draughts
- When fitted with a Timloc airbrick, the cavity sleeve suits walls up to 275mm overall thickness. If thicker walls are present, two cavity sleeves may be joined, end to end, and then trimmed to the required length and telescopic extension available
- It is strongly recommended that a section of horizontal cavity tray (Timloc Inter-loc 2) is positioned above the airbrick and cavity sleeve to prevent rainwater tracking across the top of the cavity sleeve

- The number of cavity sleeves and airbricks required depends on the volume of free airflow demanded by the situation
- For background ventilation into a habitable room 8000mm² of free area is required. i.e. two 9" x 3" cavity sleeves and airbricks, or a single 9" x 6" cavity sleeve and two airbricks stacked one above the other
- If ventilating a room containing a heat producing appliance the volume of free airflow will depend on the type and size of the appliance. Consult the appliance manufacturers technical information, and then provide the appropriate number and size of cavity sleeves and airbricks. Remember that each 9" x 3" airbrick provides max. 6170mm² equivalent area

How to order

- Assess background ventilation required for the application and determine which sleeve is appropriate
- Remember to order the correct number of airbricks for each cavity sleeve and possible telescopic extension sleeves. Optional draught reducing baffle is available (2 x per 9" x 6")

Bill of quantity

NBSPlus

F30 Accessories/sundry items for brick/block/stone walling

Clause

160 AIR BRICK

To BS493, Class 1, built in as the work proceeds.

• Manufacturer: **Timloc Building Products, Rawcliffe Road, Goole, East Yorkshire, DN14 6UQ. Tel: 01405 765567, Fax: 01405 720479. Web: www.timloc.co.uk**

• Reference: **1202-1 Cavity Sleeve, single brick. 1202-2 Cavity Sleeve, double brick. 1202-3 Cavity Sleeve, treble brick.**

- Design: **Rectangular**
- Material: **Thermoplastic**
- Colour: **Black**

Product codes

Cavity sleeves

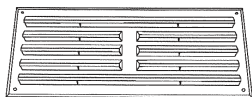
Description	To suit	Product code
9 x 3 cavity sleeve	Single airbrick	1202-1
9 x 6 cavity sleeve	Two airbricks stacked	1202-2
9 x 3 telescopic extension	+ 90mm	1237
9 x 6 telescopic extension	+ 90mm	1236
9 x 3 baffle	2 x per 9 x 6 sleeve	1238

NB 9x9 cavity sleeve made up of: 1 x 1201 and 1 x 1202-2

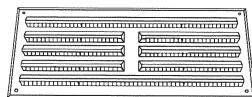


Internal grilles and airbrick cowls

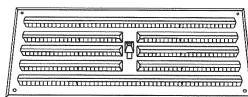
Attractive products for sustaining airflow and reducing draughts




Plastic louvre grille



Plastic louvre grille with flyscreen



Plastic hit and miss grille



Use

- To cover the inner opening on the cavity sleeve and provide an aesthetically acceptable appearance, while still maintaining a free flow of air
- To provide an external cowl over the airbrick to help reduce draughts caused by wind blasts

Features and benefits

- Aesthetically pleasing
- Simple screw fixing
- Excellent airflow properties
- Durable and totally resistant to decay

Quality

- Satisfies all NHBC requirements
- Manufactured to BS EN ISO 9001 and BS EN ISO 14001
- Complies with all relevant Building Regulations
- Meets all relevant British Standards

Material and colour choice

Plastic grilles

- Manufactured by injection moulding in ABS/HIPS
- Available in white only
- Contact the Timloc Technical Team for more colour options

Metal grilles

- Manufactured in high quality pressed aluminium
- Grilles are available in three types of finish, plain aluminium, brass anodised and polished brass

External cowls

- Manufactured by injection moulding in polypropylene
- Cowls are available in white, brown and terracotta

Products in the system

Timloc offer a complete range of high quality plastic grilles which cover the internal opening of the cavity sleeve and provide a neat appearance

Louvre grilles

A permanently open vent with no flyscreen or closing method but with visible airflow marking to comply with the requirements of BS5440 Part 2 2009 : BS EN 13141-1 : 2004.

Equivalent area	Equivalent area (flyscreen)	Product code
4100mm ²	2350mm ²	1218 (6 x 3 louvred)
7600mm ²	3750mm ²	1207 (9 x 3 louvred)
11300mm ²	8190mm ²	1211 (9 x 6 louvred)
16500mm ²	7150mm ²	1212 (9 x 9 louvred)

Louvre grilles with flyscreen

A permanently open vent with a fixed flyscreen but no airflow indication.

Adjustable (hit and miss) grilles

Can be open or closed with an integral flyscreen but no airflow indication.

Installation advice

- Internal grilles should be positioned over the internal opening of the cavity sleeve and fixed to the wall using screws and wall plugs
- External cowls are positioned over the face of the airbrick and fixed to the wall using screws and wall plugs. The opening of the cowl should face down towards the ground
- Never block or restrict the flow of air through these ventilators. The louvre grilles have no insect screen fitted - in order to comply with British Gas requirements
- Use open louvre grilles when ventilating a gas or heat producing appliance - never use hit & miss grilles in such situations

How to order

- State the grille or cowl size, and whether louvre, flyscreen or hit & miss grilles are required

Cowl range

Bill of quantity

NBSPlus

F30 Accessories/sundry items for brick/block/stone walling

Clause

171 VENTILATION DUCTS:

To BS493, Class 1, built in as the work proceeds.

• Manufacturer: **Timloc Building Products, Rawcliffe Road, Goole, East Yorkshire, DN14 6UG. Tel: 01405 765567, Fax: 01405 720479. Web: www.timloc.co.uk**

• Reference: **TBM447 & TBM424 Cowl Range**

• Use: To provide an external cowl over the airbrick to help reduce draughts caused by wind blasts.

Plastic & metal wall grilles 1200 range

Bill of quantity

NBSPlus

U90 General Ventilation - domestic

INTERNAL WALL VENTILATION:

• Manufacturer: **Timloc Building Products, Rawcliffe Road, Goole, East Yorkshire, DN14 6UG. Tel: 01405 765567, Fax: 01405 720479. Web: www.timloc.co.uk**

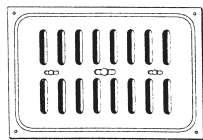
• Reference: Plastic & Metal wall grilles 1200 range

• Use: To cover the inner opening on the cavity sleeve and provide an aesthetically acceptable appearance, while still maintaining a free flow of air. Available in a range of airflow sizes with both colour and finish options.

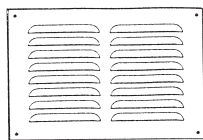


Internal grilles and airbrick cowls

Attractive products for sustaining airflow and reducing draughts



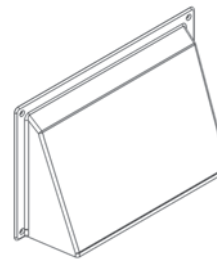
Metal hit and miss vent



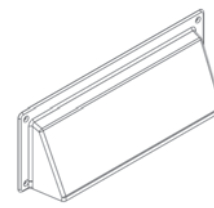
Metal louvre vent



Metal return air grille



9x6 external cowl



9x3 external cowl

Product codes

Internal plastic grilles

Description	Colour	Fixing hole dimensions	Overall dimensions	Equivalent area	Product code
6 x 3 louvre 'mini-vent'	White	148mm x 67mm	166mm x 85mm	4100mm ²	1218W
9 x 3 louvre vent	White	242mm x 86mm	260mm x 104mm	7600mm ²	1207W
9 x 6 louvre vent	White	242mm x 152mm	260mm x 170mm	11300mm ²	1211W
9 x 9 louvre vent	White	242mm x 217mm	260mm x 235mm	16500mm ²	1212W
6 x 3 louvre vent with flyscreen	White	148mm x 67mm	166mm x 85mm	2350mm ²	1218FW
9 x 3 louvre vent with flyscreen	White	242mm x 86mm	260mm x 104mm	3750mm ²	1207FW
9 x 6 louvre vent with flyscreen	White	242mm x 152mm	260mm x 170mm	7150mm ²	1211FW
9 x 9 louvre vent with flyscreen	White	242mm x 217mm	260mm x 235mm	8190mm ²	1212FW
6 x 3 hit & miss 'mini-vent'	White	148mm x 67mm	166mm x 85mm	2350mm ²	1219W
9 x 3 hit & miss louvre vent	White	242mm x 86mm	260mm x 104mm	3750mm ²	1208W
9 x 6 hit & miss louvre vent	White	242mm x 152mm	260mm x 170mm	8190mm ²	1209W
9 x 9 hit & miss louvre vent	White	242mm x 217mm	260mm x 235mm	7150mm ²	1210W

Internal metal grilles

Description	Colour	Fixing hole dimensions	Overall dimensions	Equivalent area	Product code
9 x 3 hit & miss vent	Plain aluminium	230mm x 77mm	242mm x 89mm	3741mm ²	1220A
9 x 3 hit & miss vent	Brass anodised	230mm x 77mm	242mm x 89mm	3741mm ²	1220BA
9 x 3 hit & miss vent	Polished brass	230mm x 77mm	242mm x 89mm	3741mm ²	1220PB
9 x 6 hit & miss vent	Plain aluminium	230mm x 153mm	242mm x 165mm	6452mm ²	1221A
9 x 6 hit & miss vent	Brass anodised	230mm x 153mm	242mm x 165mm	6452mm ²	1221BA
9 x 6 hit & miss vent	Polished brass	230mm x 153mm	242mm x 165mm	6452mm ²	1221PB
9 x 9 hit & miss vent	Plain aluminium	230mm x 230mm	242mm x 242mm	11250mm ²	1222A
9 x 9 hit & miss vent	Brass anodised	230mm x 230mm	242mm x 242mm	11250mm ²	1222BA
9 x 9 hit & miss vent	Polished brass	230mm x 230mm	242mm x 242mm	11250mm ²	1222BA
9 x 3 louvre	Plain aluminium	230mm x 77mm	242mm x 89mm	3973mm ²	1223A
9 x 3 louvre	Brass anodised	230mm x 77mm	242mm x 89mm	3973mm ²	1223BA
9 x 3 louvre	Polished brass	230mm x 77mm	242mm x 89mm	3973mm ²	1223PB
9 x 6 louvre	Plain aluminium	230mm x 153mm	242mm x 165mm	7946mm ²	1224A
9 x 6 louvre	Brass anodised	230mm x 153mm	242mm x 165mm	7946mm ²	1224BA
9 x 6 louvre	Polished brass	230mm x 153mm	242mm x 165mm	7946mm ²	1224PB
9 x 9 louvre	Plain aluminium	230mm x 230mm	242mm x 242mm	12770mm ²	1225A
9 x 9 louvre	Brass anodised	230mm x 230mm	242mm x 242mm	12770mm ²	1225BA
9 x 9 louvre	Polished brass	230mm x 230mm	242mm x 242mm	12770mm ²	1225PB
25.2 x 2 return air grille	Plain aluminium	636mm x 48mm	648mm x 60mm	9774mm ²	1226A
25.2 x 2 return air grille	Brass anodised	636mm x 48mm	648mm x 60mm	9774mm ²	1226BA
25.2 x 2 return air grille	Polished brass	636mm x 48mm	648mm x 60mm	9774mm ²	1226APB

External cowls

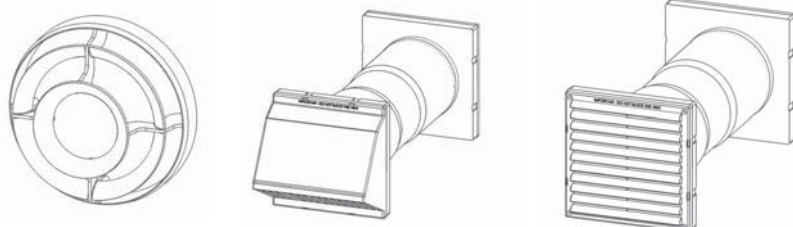
Description	Colour	Fixing hole dimensions	Overall dimensions	Equivalent area	Product code
9 x 3 external cowl	Terracotta	237mm x 78mm	255mm x 96mm	8700mm ²	ABC93TE
9 x 3 external cowl	Brown	237mm x 78mm	255mm x 96mm	8700mm ²	ABC93BR
9 x 6 external cowl	Terracotta	237mm x 136mm	255mm x 154mm	16000mm ²	ABC96TE
9 x 6 external cowl	Brown	237mm x 136mm	255mm x 154mm	16000mm ²	ABC96BR
9 x 9 external cowl	Terracotta	256mm x 217mm	274mm x 235mm	23900mm ²	ABC99TE
9 x 9 external cowl	Brown	256mm x 217mm	274mm x 235mm	23900mm ²	ABC99BR
7 x 7 external cowl	Terracotta		170mm x 170mm	16000mm ²	ABC88TE
7 x 7 external cowl	Brown		170mm x 170mm	16000mm ²	ABC88BR

NB. Guidance in BS EN 13141-1 : 2004 indicates the "free area" of a background ventilator is typically 25% larger than its "equivalent area"



Aero core anti-draught ventilators

Combination ventilator sets for background venting and heat producing appliances



Use

- To provide ventilation for heat producing appliances
- To provide background room ventilation
- Individual ventilation sets can supply up to maximum appliance rated input of 30.6kW (104,400 Btu/h)
- Ideal solution for refurbishment, remedial work and new build

Features and benefits

- Aesthetically pleasing and a simple to install modular system
- Excellent airflow properties
- Independently tested
- Offers reduction of draughts and light compared to basic through wall ventilation
- Cowl or grille version available with or without baffle
- Internal finish with open louvre grille

Quality

- Equivalent area tested to BS5440-2:2009
- Compliant with BS 5871-3:2005 & BS 493:1995
- Complies with Building Regulation Approved Documents F (2010 edition) & J (2010 edition)
- Complies with 'The Scottish Building Standards' Technical handbooks
- Manufactured to BS EN ISO 9001 and BS EN ISO 14001
- Meets the requirements of British Gas
- Satisfies NHBC Standards

Material and colour choice

- UV stabilised cowls & grilles
- External grille/cowls in terracotta & brown
- Contact Timloc Technical Team for more colour options
- Internal grilles are white as standard

Products in the system

5" Aero core vent - ACV10* (ACV7* with baffle)

Provides an equivalent area of 8400mm² (8000mm²) and suitable for venting appliances up to 23.8kW (23kW) rated input.

Product codes

Aero core anti-draught ventilators

Description	Colour	Equiv area	Product code	Appliance rated input	Size
5" (127mm) Aero core	terracotta/brown	8,400mm ²	ACV10*	23.8kW (81,200Btu)	127mm Dia x 350mm
5" (127mm) Aero core with cowl	terracotta/brown	10,000mm ²	ACV10C*	27kW (92,000Btu)	127mm Dia x 350mm
5" (127mm) Aero core with baffle	terracotta/brown	8,000mm ²	ACV7*	23kW (78,500Btu)	127mm Dia x 350mm
5" (127mm) Aero core with cowl & baffle	terracotta/brown	8,900mm ²	ACV7C*	24.8kW (84,600Btu)	127mm Dia x 350mm
5" (127mm) Aero core high rise	terracotta/brown	5,000mm ²	ACV7HR*	17kW (58,000Btu)	127mm Dia x 350mm
6" (151mm) Aero core	terracotta/brown	11,800mm ²	ACV11*	30.6kW (104,400Btu)	151mm Dia x 350mm
6" (151mm) Aero core with cowl	terracotta/brown	10,600mm ²	ACV11C*	28kW (95,500Btu)	151mm Dia x 350mm
6" (151mm) Aero core with baffle	terracotta/brown	8,900mm ²	ACV9*	24.8kW (84,600Btu)	151mm Dia x 350mm
6" (151mm) Aero core with cowl & baffle	terracotta/brown	9,000mm ²	ACV9C*	25kW (85,350Btu)	151mm Dia x 350mm

*Include colour option (TE = Terracotta, BR = Brown)

5" Aero core vent with cowl - ACV10C* (ACV7C* with baffle)

Provides an equivalent area of 10,000mm² (8900mm²) and suitable for venting appliances up to 27kW (24.8kW) rated input.

5" Aero core vent high rise - ACV7HR*

Provides an equivalent area of 5000mm² and suitable for venting appliances up to 17kW rated input.

6" Aero core vent - ACV11* (ACV9* with baffle)

Provides an equivalent area of 11,800mm² (8900mm²) and suitable for venting appliances up to 30.6kW (24.8kW) rated input.

6" Aero core vent with cowl - ACV11C* (ACV9C* with baffle)

Provides an equivalent area of 10,600mm² (9000mm²) and suitable for venting appliances up to 30.6kW (25kW) rated input.

Installation advice

- Core anti draught ventilators can be installed in new build, but benefit the installer most for use in existing walls
- To fit in existing cavity wall make hole through full cavity wall by using either a 127-130mm or 157mm core drill ensuring a small incline towards the outer wall and remove brickwork debris to fit vent
- Large flanges around the external cowl and internal grille allow minor irregularities to be covered easily and adequate fixing. External cowl will push onto sleeve and can be silicone sealed to face or screw fixed

How to order

- State the correct anti-draught ventilator for the heating appliance to be vented or background ventilation required
- State the required colour of external cowl and/or grille

Bill of quantity

F30 Accessories/sundry items for brick/block/stone walling

Clause

171 VENTILATION DUCTS

- Manufacturer: **Timloc Building Products, Rawcliffe Road, Goole, East Yorkshire, DN14 6UQ. Tel: 01405 765567, Fax: 01405 720479. Web: www.timloc.co.uk**

- Reference: e.g. **ACV10bu Timloc Aero 5" Core Vent in Brown 10,000mm² (suit appliance rated output max 27kW)**


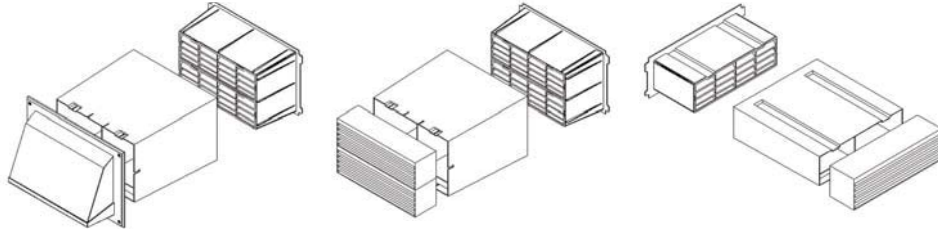
- Install across cavity, sloping away from inner leaf, bedding fully in mortar to seal cavity.

NBSPlus



Aero wall anti-draught ventilators

Combination ventilator sets for background venting and heat producing appliances



Use

- To provide ventilation for heat producing appliances
- To provide background room ventilation
- Individual ventilation sets can supply up to maximum appliance rated input of 28.7kW (98,000 Btu/h)
- For new build, refurbishment and remedial work

Features and benefits

- Aesthetically pleasing and a simple to install modular system
- Excellent airflow properties
- Independently tested by BRE
- Offers reduction of draughts and light compared to basic through wall ventilation
- Cowl or air brick version available
- Internal baffle with aerodynamic design improves airflow
- Internal finish with open louvre grille

Quality

- Equivalent area tested to BS EN13141-1:2004
- Compliant with BS 5440-2:2009, BS 5871-3:2005 & BS 493:1995
- Complies with Building Regulation Approved Documents F (2010 edition) & J (2010 edition)
- Complies with 'The Scottish Building Standards' Technical handbooks
- Manufactured to BS EN ISO 9001 and BS EN ISO 14001
- Meets the requirements of British Gas
- Satisfies NHBC Standards

Material and colour choice

- Manufactured by injection moulding in HIPS/Polypropylene
- External brick/cowls in brown & terracotta
- Contact Timloc Technical Team for more colour options
- Internal grilles are white as standard

Product codes

Aero wall anti-draught ventilators

Description	Colour	Equiv area	Product code	Appliance rated input	Size
9 x 3 Aero wall with cowl	brown/terracotta	5100mm ²	ADV93C*	17kW (58,700Btu)	260mm - 365mm
9 x 3 Aero wall with air brick	brown/terracotta	5500mm ²	ADV93AB*	18kW (61,500Btu)	260mm - 365mm
9 x 6 Aero wall with cowl	brown/terracotta	10800mm ²	ADV96C*	28.7kW (98,000Btu)	260mm - 365mm
9 x 6 Aero wall with air brick	brown/terracotta	10000mm ²	ADV96AB*	27kW (92,000Btu)	260mm - 365mm

Products in the system

9" x 6" Aero wall vent with cowl - ADV96C*

Provides an equivalent area of 10800mm² and each unit is suitable for venting appliances up to 28.7kW (98,000Btu) rated input.

9" x 6" Aero wall vent with air brick - ADV96AB*

Provides an equivalent area of 10000mm² and each unit is suitable for venting appliances up to 27kW (92,000Btu) rated input.

9" x 3" Aero wall vent with air brick - ADV93AB*

Provides an equivalent area of 5500mm² and each unit is suitable for venting appliances up to 18kW (61,500Btu) rated input.

9" x 3" Aero vent with air brick/cowl- ADV93C*

Provides an equivalent area of 5100mm² and each unit is suitable for venting appliances up to 17kW (58,700Btu) rated input.

Installation advice

- Anti draught ventilators can be installed in new and existing walls
- To fit in existing build: stitch drill and remove brickwork to one brick wide x either one or two brick high, and fit sloping away from inner wall
- Large flanges around the external cowl and internal grille allow minor irregularities to be covered easily and adequate fixing. External cowl will push onto sleeve and can be silicone sealed to face or screw fixed

How to order

- State the correct anti-draught ventilator for the heating appliance to be vented or background ventilation required
- State the required colour of external cowl, grille and air bricks

Bill of quantity

n5Plus

F30 Accessories/sundry items for brick/block/stone walling

Clause

171 VENTILATION DUCTS

• Manufacturer: **Timloc Building Products, Rawcliffe Road, Goole, East Yorkshire, DN14 6UQ. Tel: 01405 765567, Fax: 01405 720479. Web: www.timloc.co.uk**

• Reference: e.g. **ADV96CBR Timloc Aero Wall Vent 9x6 with cowl in Brown 10,800mm² (suit appliance rated output max 28.7kW)**

• Install across cavity, sloping away from inner leaf, bedding fully in mortar to seal cavity.

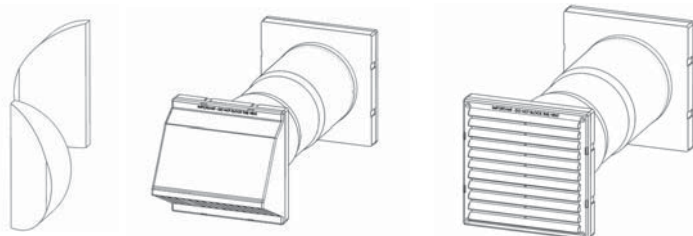
• Fit a preformed cavity tray above, extending 150mm on each side with stop ends use Timloc Interloc2

Additional sleeves available to extend sets are available upon request



Acoustic aero core dB anti-draught ventilators

Combination ventilator sets with balanced acoustic properties offering airborne sound insulation



Use

- To provide ventilation for heat producing appliances
- To provide background room ventilation
- To provide airborne sound insulation properties up to 38dB
- Individual ventilation sets can supply up to maximum appliance rated input of 22 kW (75,000 Btu/h)
- Ideal solution for refurbishment, remedial work and new build

Features and benefits

- Aesthetically pleasing and a simple to install modular system
- Excellent airflow properties
- Independently tested
- Offers reduction of sound, draughts and light compared to basic through wall ventilation
- Ideal for reducing low frequency road & rail noise
- Cowl or grille version available with or without baffle
- Internal finish with open louvre grille

Quality

- Acoustic tested to BS EN 20140-10:1992, BS EN ISO 140-3:1995 & BS EN ISO 717-1:1997
- Equivalent area tested to BS 5440-2:2009
- Compliant with BS 5871-3:2005 & BS 493:1995
- Complies with Building Regulation Approved Documents F (2010 edition) & J (2010 edition)
- Complies with 'The Scottish Building Standards' Technical handbooks
- Manufactured to BS EN ISO 9001 and BS EN ISO 14001
- Assist in meeting Building Regulation Approved Document E 'Resistance to the passage of sound'
- Satisfies NHBC Standards

Material and colour choice

- UV stabilised cowls & grilles
- External grille/cowls in terracotta & brown
- Contact Timloc Technical Team for more colour options
- Internal grilles are white as standard

Product codes

Acoustic aero core dB anti-draught ventilators

Description	Colour	Equiv area	Product code	Appliance rated input	Size
5" (127mm) Acoustic aero core dB	terracotta/brown	5200mm ²	ACV5CdB*	17.5kW (59,400Btu)	127mm Dia x 350mm
5" (127mm) Acoustic aero core dB with cowl	terracotta/brown	4500mm ²	ACV5dB*	16kW (54,000Btu)	127mm Dia x 350mm
5" (127mm) Acoustic aero core dB high rise	terracotta/brown	3800mm ²	ACV5HRdB*	14.6kW (49,800Btu)	127mm Dia x 350mm
6" (151mm) Acoustic aero core dB	terracotta/brown	7900mm ²	ACV6dB*	22.5kW (76,800Btu)	151mm Dia x 350mm
6" (151mm) Acoustic aero core dB with cowl	terracotta/brown	7400mm ²	ACV6CdB*	21.8kW (74,400Btu)	151mm Dia x 350mm

*Include colour option (TE = Terracotta, BR = Brown)

Products in the system

5" Acoustic aero core dB vent - ACV5dB

Provides an equivalent area of 4500mm², an acoustic property of 36dB and suitable for venting appliances up to 16kW rated input.

5" Acoustic aero core dB vent with cowl - ACV5CdB

Provides an equivalent area of 5200mm², an acoustic property of 38dB and suitable for venting appliances up to 17.5kW rated input.

5" Acoustic aero core dB vent high rise - ACV5HRdB

Provides an equivalent area of 3800mm², an acoustic property of 38dB and suitable for venting appliances up to 14.6kW rated input.

6" Acoustic aero core dB vent - ACV6dB

Provides an equivalent area of 7900mm², an acoustic property of 35dB and suitable for venting appliances up to 22.5kW rated input.

6" Acoustic aero core dB vent with cowl - ACV6CdB

Provides an equivalent area of 7400mm², an acoustic property of 36dB and suitable for venting appliances up to 21.8kW rated input.

Installation advice

- Core anti draught ventilators can be installed in new build, but benefit the installer most for use in existing walls
- To fit in existing cavity wall make hole through full cavity wall by using either a 127-130mm or a 157mm core drill ensuring a small incline towards the outer wall and remove brickwork debris to fit vent
- Large flanges around the external cowl and internal grille allow minor irregularities to be covered easily and adequate fixing. External cowl will push onto sleeve and can be silicone sealed to face or screw fixed

How to order

- State the correct anti-draught ventilator 'or in multiples' for the heating appliance to be vented or background ventilation required and stipulate 'acoustic'
- State the required colour of external cowl and/or grille

Bill of quantity

NBSPlus

F30 Accessories/sundry items for brick/block/stone walling

Clause

171 VENTILATION DUCTS

• Manufacturer: **Timloc Building Products, Rawcliffe Road, Goole, East Yorkshire, DN14 6UG. Tel: 01405 765567, Fax: 01405 720479. Web: www.timloc.co.uk**

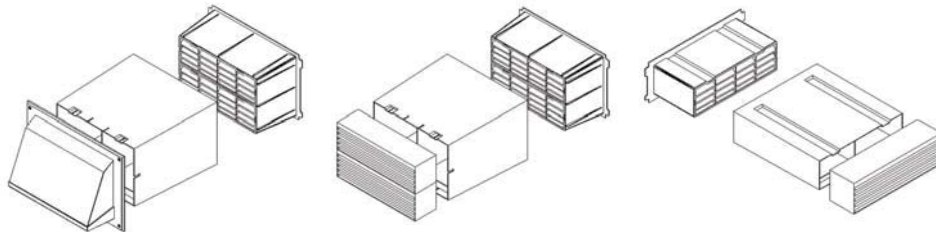
• Reference: e.g. **ACV5dBTE Timloc Acoustic Aero 5" Core dB Vent in Terracotta 4,500mm² (suit appliance rated output max 14kW)**

• Install across cavity, sloping away from inner leaf, bedding fully in mortar to seal cavity.



Acoustic aero wall dB anti-draught ventilators

Combination ventilator sets with balanced acoustic properties offering airborne sound insulation



Use

- To provide ventilation for heat producing appliances
- To provide background room ventilation
- To provide airborne sound insulation properties up to 41dB
- Individual ventilation sets can supply up to maximum appliance rated input of 22 kW (75,000 Btu/h)
- For new build, refurbishment and remedial work

Features and benefits

- Aesthetically pleasing and a simple to install modular system
- Balanced for both good airflow and acoustic properties
- Independently tested by BRE
- Offers reduction of sound, draughts and light compared to basic through wall ventilation
- Ideal for reducing low frequency road & rail traffic noise (typically between 63Hz - 200Hz)
- Cowl or air brick version available
- Internal staggered acoustic foam
- Internal finish with open louvre grille

Quality

- Acoustic tested to BS EN 20140-10:1992, BS EN ISO 140-3:1995 & BS EN ISO 717-1:1997
- Equivalent area tested to BS EN 13141-1:2004
- Compliant with BS 5440-2:2009, BS 5871-3:2005 & BS 493:1995
- Complies with Building Regulation 2000 Approved Documents F (2010 edition) & J (2010 edition)
- Complies with 'The Scottish Building Standards' Technical handbooks
- Manufactured to BS EN ISO 9001 and BS EN ISO 14001
- Assist in meeting Building Regulation Approved Document E 'Resistance to the passage of sound'
- Satisfies NHBC Standards

Material and colour choice

- Manufactured by injection moulding in HIPS/Polypropylene
- External brick/cowls in brown & terracotta
- Contact Timloc Technical Team for more colour options
- Internal grilles are white as standard

Product codes

Acoustic aero wall dB anti-draught ventilators

Description	Colour	Equiv area	Product code	Appliance rated input	Ave e Dn	Adjustable
9 x 3 Acoustic aero wall dB with cowl	brown/terracotta	3000mm ²	ADV93CdB*	13kW (44,000Btu)	41dB	260mm-365mm
9 x 3 Acoustic aero wall dB with air brick	brown/terracotta	4000mm ²	ADV93ABdB*	15kW (51,000Btu)	39dB	260mm-365mm
9 x 6 Acoustic aero wall dB with cowl	brown/terracotta	6000mm ²	ADV96CdB*	19kW (64,800Btu)	37dB	260mm-365mm
9 x 6 Acoustic aero wall dB with air brick	brown/terracotta	7550mm ²	ADV96ABdB*	22kW (75,000Btu)	36dB	260mm-365mm

Products in the system

9" x 6" Acoustic aero wall dB vent with cowl - ADV96CdB

Provides an equivalent area of 6000mm², an average low frequency sound insulation property of 37dB and each unit is suitable for venting appliances up to 19kW (64,800Btu) rated input.

9" x 6" Acoustic aero wall dB vent with air brick - ADV96ABdB

Provides an equivalent area of 7550mm² an average low frequency sound insulation property of 36dB and each unit is suitable for venting appliances up to 22kW (75,000Btu) rated input.

9" x 3" Acoustic aero wall dB vent with air brick - ADV93ABdB

Provides an equivalent area of 4000mm² an average low frequency sound insulation property of 39dB and each unit is suitable for venting appliances up to 15kW (51,000Btu) rated input.

9" x 3" Acoustic aero wall dB vent with air brick/cowl - ADV93CdB

Provides an equivalent area of 3000mm² an average low frequency sound insulation property of 41dB and each unit is suitable for venting appliances up to 13kW (44,000Btu) rated input.

Installation advice

- Anti draught ventilators can be installed in new and existing walls
- To fit in existing build: stitch drill and remove brickwork to one brick wide x either one or two brick high - fit sloping away from inner wall
- Large flanges around the external cowl and internal grille allow minor irregularities to be covered easily and adequate fixing. External cowl will push onto sleeve and can be silicone sealed to face or screw fixed

How to order

- State the correct anti-draught ventilator 'or in multiples' for the heating appliance to be vented or background ventilation and 'acoustic' requirements
- State the required colour of external cowl, grille and air bricks

Bill of quantity

F30 Accessories/sundry items for brick/block/stone walling

Clause

171 VENTILATION DUCTS

• Manufacturer: **Timloc Building Products, Rawcliffe Road, Goole, East Yorkshire, DN14 6UG. Tel: 01405 765567, Fax: 01405 720479. Web: www.timloc.co.uk**

• Reference: e.g. **ACV96CdBTE Timloc Acoustic Aero dB Vent 9x6 with cowl in Terracotta. 6000mm² (suit appliance rated output max 19kW)**

- Install across cavity, sloping away from inner leaf, bedding fully in mortar to seal cavity
- Fit a preformed cavity tray above, extending 150mm on each side with stop ends use **Timloc Interloc2**

n5Plus

Additional sleeves available to extend sets are available upon request