



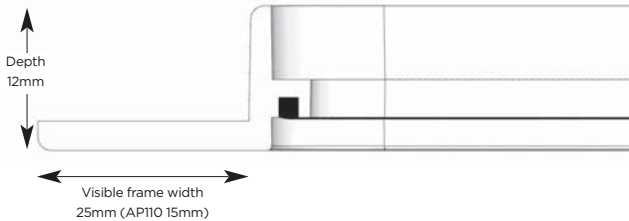
Access panels

- 2 Plastic access panels
- 3 Airtight plastic access panels
- 4 Metal non-fire rated access panels – picture frame
- 5 Metal non-fire rated access panels – beaded frame
- 6 Metal non-fire rated circular access panels
- 7 Metal 1 hour fire rated access panels – picture frame
- 8 Metal 1 hour fire rated access panels – beaded frame
- 9 Metal 1 hour fire rated access panels (deep profile) – picture frame
- 10 Tile insert access panels



Plastic access panels

The answer to unsightly controls and fittings



Use

- Cost effective yet reliable and simple method for providing access to services and connections behind dry lined walls, ducts, ceilings (exc. AP450) and cupboard units
- An ideal solution for meeting the gas safety industry and Building Regulation Part J's concealed boiler blue inspection access requirements (non-fire rated applications)

Features and benefits

- Purpose made product saves time and money compared with traditional joiner-made or steel access doors
- Excellent aesthetic appearance and finish
- Textured finish allows painting if required
- Visible picture frame surround smartly conceals cut out edges and contributes to a faster installation
- Universal door handing
- Flush fitting door panel can be fully removed for maximum access
- Installed in minutes using basic hand tools and silicon/flexible sealant
- Catch clip closing mechanism across the range as standard
- Key lock options available
- Acoustic performance of 26dB (contact the Timloc Technical team for more information)

Quality

- Manufactured to BS EN ISO 9001 and BS EN ISO 14001
- Helps to meet Building Regulation document Part J (2010 edition)

Material and colour choice

- Tough and UV stabilised injection moulded HIPS/ABS plastic
- White finish

Installation advice

- Cut hole to size, making sure that it is straight and level
- Apply silicon or other suitable grade building adhesive to the back of the frame
- Check which way that you want the door to hinge
- Press the frame firmly into place, checking it is straight and level
- Do not operate until the adhesive has set completely
- To open the door, use a screw driver in the slot and lever up (fig. 1)
- To remove the door, open the door slightly (fig 2.) and pull away from the hinge position maintaining the door at a slight angle (fig. 3). This does not apply to panels AP110 and AP200 which are clip fit door panels
- To replace the door, reverse the removal process



Care and maintenance

- Clean using a soft cloth with a mild detergent

How to order

- State which size of panel is required and confirm the hole cutting size
- State if the key lock option is required

Bill of quantity

NBSPlus

L20 Doors/Shutters/Hatches

Clause

630* HATCHES

• Manufacturer: **Timloc Building Products, Rawcliffe Road, Goole, East Yorkshire, DN14 6UQ. Tel: 01405 765567, Fax: 01405 720479. Web: www.timloc.co.uk**

• Product Reference: **Timloc Access Panels**

• Type: **Plastic Access Panels**

• Product Code: **AP300** (see other product codes/variation of sizes)

• Frame Fitting Size: **305 x 305mm**

• Application: **Wall, Ceiling or Voids**

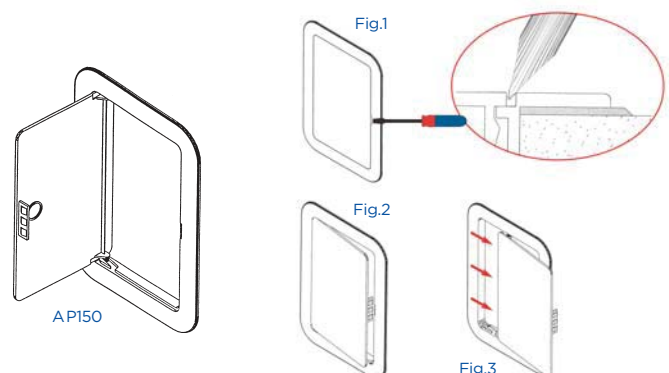
• Frame Type: **Picture**

• Colour: **Textured White ABS Plastic**

Products in the range

Plastic access panel

Frame fitting size	Clear opening size	Overall panel and frame dimension	Door type	Key lock	Product code
115 x 165mm	100 x 150mm	135 x 185mm	Clip fit	n/a	AP110
155 x 235mm	140 x 220mm	195 x 275mm	Hinged	n/a	AP150
205 x 205mm	190 x 190mm	245 x 245mm	Clip fit	n/a	AP200
305 x 305mm	290 x 290mm	345 x 345mm	Hinged	n/a	AP300
470 x 470mm	455 x 455mm	510 x 510mm	Hinged	n/a	AP450
155 x 235mm	140 x 220mm	195 x 275mm	Hinged	Yes	AP150KL
305 x 305mm	290 x 290mm	345 x 345mm	Hinged	Yes	AP300KL
470 x 470mm	455 x 455mm	510 x 510mm	Hinged	Yes	AP450KL





Airtight plastic access panels

Fully airtight and high level acoustic performance plastic access panels.



Use

- Provides access to services and connections behind dry lined walls, ducts, ceilings and cupboard units
- Complete solution to meet the highest levels of Building Regulation Part L and Building Regulation Part J and the gas safety industry's concealed boiler flue inspection requirements (non-fire rated applications)

Features and benefits

- Purpose made product saves time and money compared with traditional joiner-made or steel access doors
- Unique airtight seal design reduces the air permeability to 0.00/h.m at +50pa
- Flush fitting door panels that can be fully removed for maximum access
- Excellent aesthetic appearance and finish
- Textured finish allows painting if required
- Visible picture frame surround smartly conceals cut out edges and contributes to a faster installation
- Universal door handing
- Installed in minutes using basic hand tools and silicon/flexible sealant
- Clip fit door panels with catch clip closing mechanism
- Acoustic performance of 31dB (contact the Timloc Technical team for more information)

Quality

- Manufactured to BS EN ISO 9001 and BS EN ISO 14001
- Helping to meet Building Regulation:
 - Document Part J - Concealed Flues in Voids (2010 edition)
 - Document Part E - Resistant to Sound (2003 edition)
 - Part L1 and L2 - Conservation of Fuel and Power (2013 edition)

Material and colour choice

- Tough and UV stabilised injection moulded HIPS/ABS plastic
- White finish

Installation advice

- Cut hole to size, making sure that it is straight and level
- Apply silicon or other suitable grade building adhesive to the back of the frame
- Press the frame firmly into place, checking it is straight and level
- Do not operate until the adhesive has set completely
- Simply push the clip fit door panel into the frame

Care and maintenance

- Clean using a soft cloth with a mild detergent

How to order

- State which size of panel is required and confirm the hole cutting size

Bill of quantity

n55Plus

L20 Doors/Shutters/Hatches

Clause

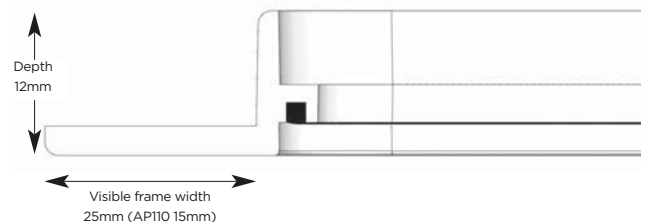
630⁺ HATCHES

- Product Reference: **Timloc Access Panels**
- Type: **Timloc Airtight Access Panels**
- Product Code: **AP300AT (see other product codes/variation of sizes)**
- Frame fitting size: **305 x 305mm** (see other product codes/variation of sizes)
- Application: (example Wall, Ceiling, Cupboard or Voids)
- Frame type: **Picture**
- Colour: **Textured White ABS Plastic**

Product codes

Airtight plastic access panels

Frame fitting size	Clear opening size	Overall panel and frame dimension	Door type	Product code
115 x 165mm	100 x 150mm	135 x 185mm	Clip fit	AP110AT
155 x 235mm	140 x 220mm	195 x 275mm	Clip fit	AP150AT
205 x 205mm	190 x 190mm	245 x 245mm	Clip fit	AP200AT
305 x 305mm	290 x 290mm	345 x 345mm	Clip fit	AP300AT
470 x 470mm	455 x 455mm	510 x 510mm	Clip fit	AP450AT





Metal non-fire rated access panels – picture frame

Lightweight non-fire rated metal access panels for access to mechanical, electrical and other building services.



Use

- Provides access to services and connections behind dry lined walls, ducts and ceilings
- For applications where plastic access panels are not suitable and a fire rating is not required
- Ideal solution for meeting Part J and the gas safety industry's concealed boiler flue inspection access requirements (non-fire rated applications)

Features and benefits

- Purpose made product saves time and money compared with traditional joiner-made access doors
- Excellent aesthetic appearance and finish
- Flush fitting door panels
- Visible picture frame surround smartly conceals cut out edges and contributes to a faster installation
- Smooth and enduring polyester powder coated finish
- Allows for painting if required
- Quick and straight forward to install
- Universal door handing
- Supplied with additional fixing anchors (+50mm) for deeper wall and ceiling installations
- Hinged door panel with twist lock mechanism
- Quick release door panel mechanism fully removes to the door for maximum access
- Acoustic performance of 24dB (contact the Timloc Technical team for more information)

Quality

- Manufactured to BS EN ISO 9001 and BS EN ISO 14001
- Helps to meet Building Regulation Document Part J – Concealed Flues in Voids (2010 edition)

Material and colour choice

- Electro galvanised mild steel
- Polyester powder coated smooth finish 20% gloss
- White – RAL 9016

Installation advice

- Please contact the Timloc Technical team

Care and maintenance

- Clean using a soft cloth with a mild detergent
- Spare keys available upon request

How to order

- State which size of panel is required and confirm the hole cutting size

Bill of quantity

L20 Doors/Shutters/Hatches

Clause

630^h HATCHES

• Manufacturer: **Timloc Building Products, Rawcliffe Road, Goole, East Yorkshire, DN14 6UQ. Tel: 01405 765567, Fax: 01405 720479. Web: www.timloc.co.uk**

• Product Reference: **Timloc Access Panels**

• Type: **Timloc Metal (Non Fire Rated) Access Panels - Picture Framed**

• Product Code: **APB300x300NFR** (see other product codes/variation of sizes)

• Frame Fitting Size: **305 x 305mm** (see other product codes/variation of sizes)

• Application: **Wall, Ceiling or Voids**

• Frame Type: **Picture**

• Colour: **White - RAL 9016 Smooth Polyester Powder Coating**

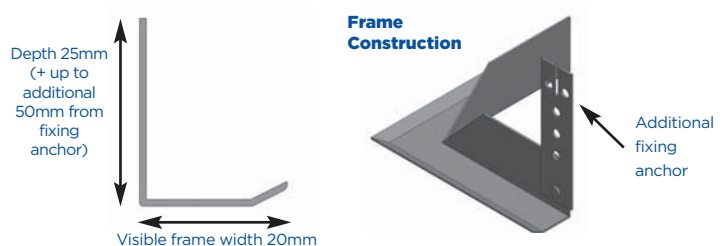
NBSPlus

Products in the range

Metal non-fire rated access panels with picture frame

Frame fitting size	Clear opening size	Overall panel and frame dimension	Door and lock type	Product code
155 x 155mm	145 x 145mm	185 x 185mm	Hinged with twist lock	APB150x150NFR
205 x 205mm	195 x 195mm	235 x 235mm	Hinged with twist lock	APB200x200NFR
305 x 305mm	295 x 295mm	335 x 335mm	Hinged with twist lock	APB300x300NFR
455 x 455mm	425 x 425mm	485 x 485mm	Hinged with twist lock	APB450x450NFR
555 x 555mm	525 x 525mm	585 x 585mm	Hinged with twist lock	APB550x550NFR
605 x 605mm	575 x 575mm	635 x 635mm	Hinged with twist lock	APB600x600NFR


Can't find the size that you need? Bespoke size and specification manufacturing service available – contact the Timloc Technical team with your project requirements.





Metal non-fire rated access panels – beaded frame

Lightweight non-fire rated metal access panels with no visible frame for access to mechanical, electrical and other building services.



Use

- Provides access to services and connections behind dry lined walls, ducts and ceilings.
- Installation into an aperture to achieve a frameless flush finish.
- Robust and durable alternative to plaster board faced panels, which are highly susceptible to damage.
- For applications where plastic access panels are not suitable and a fire rating is not required.
- Ideal solution for meeting Part J and the gas safety industry's concealed boiler flue inspection access requirements (non-fire rated applications)

Features and benefits

- Purpose made product saves time and money compared with traditional joiner-made access doors
- Excellent aesthetic seamless and frameless appearance
- Perforated beaded frame concealed after plaster skimming
- Smooth and enduring polyester powder coated finish
- Allows for painting if required
- Quick and straightforward to install
- Flush fitting door panels with universal door handing
- Supplied with additional fixing anchors (+50mm) for deeper wall and ceiling installations
- Hinged door panel with twist lock mechanism
- Quick release door panel mechanism fully removes to the door for maximum access and helps facilitate plastering
- Acoustic performance of 24dB (contact the Timloc Technical team for more information)

Quality

- Manufactured to BS EN ISO 9001 and BS EN ISO 14001
- Helps to meet Building Regulation Document Part J – Concealed Flues in Voids (2010 edition)

Material and colour choice

- Electro galvanised mild steel
- Polyester powder coated smooth matt
- White – RAL 9016

Installation advice

- Please contact the Timloc Technical team

Care and maintenance

- Clean using a soft cloth with a mild detergent
- Spare keys available upon request

How to order

- State which size of panel is required and confirm the hole cutting size

Bill of quantity



Metal (Non Fire Rated) Access Panels - Beaded Framed

Clause

630* HATCHES

• Manufacturer: **Timloc Building Products, Rawcliffe Road, Goole, East Yorkshire, DN14 6UG. Tel:01405 765567, Fax:01405 720479. Web: www.timloc.co.uk**

• Product Reference: Timloc Access Panels

• Type: **Timloc Non Fire Rated Metal Access Panels - Beaded Framed**

• Product Code: example **APB300x300NFRB** (see other product codes/variation of sizes)

• Frame fitting size: example **305 x 305mm** (see other product codes/variation of sizes)

• Application: example **Wall, Ceiling or Voids**

• Frame type: **Beaded**


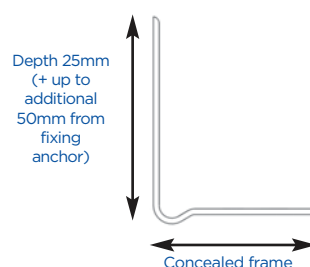
• Colour: White - **RAL 9016 Smooth Polyester Powder Coating**

Products in the range

Metal non-fire rated access panels with beaded frame

Frame fitting size	Clear opening size	Overall panel and frame dimension	Door and lock type	Product code
305 x 305mm	295 x 295mm	335 x 335mm	Hinged with twist mechanism lock	APB300x300NFRB
455 x 455mm	450 x 450mm	485 x 485mm	Hinged with twist mechanism lock	APB450x450NFRB
605 x 605mm	580 x 580mm	635 x 635mm	Hinged with twist mechanism lock	APB600x600NFRB

Can't find the size that you need? Bespoke size and specification manufacturing service available – contact the Timloc Technical team with your project requirements.





Metal non-fire rated circular access panels

Light and yet strong round aluminium access panels ideal for jointless plasterboard or plaster ceiling applications. Alternative access panel shape to square or rectangular.



Use

- Provides access to services and connections behind dry lined walls, ducts and ceilings (non-fire rated applications)
- For projects where aesthetics are of a high consideration
- For applications where plastic access panels are not suitable and a fire rating is not required
- Ideal solution for meeting Part J and the gas safety industry's concealed boiler flue inspection access requirements (non-fire rated applications)

Features and benefits

- Purpose made product saves time and money compared with traditional joiner-made access doors
- Excellent aesthetic appearance and finish
- Visible picture frame (25mm) and concealed perforated beaded frame options:
 - picture frame surround smartly conceals cut out edges and contributes to a faster installation
 - perforated beaded frame for installation into an aperture to achieve a frameless flush finish
- Flush fitting door panels
- Smooth and robust polyester powder coated finish
- Allows for painting if required
- Quick and straightforward to install
- Supplied with additional fixing anchors (+50mm) for deeper wall and ceiling installations
- Hinged door panel with twist lock mechanism
- Simple twist and turn door panel operation
- Door panel retaining link available upon request for user convenience and safety
- Bespoke non-standard sizes also available

Quality

- Manufactured to BS EN ISO 9001 and BS EN ISO 14001
- Helps to meet Building Regulation Document Part J – Concealed Flues in Voids (2010 edition)

Material and colour choice

- Aluminium
- Polyester powder coated smooth finish
- White – RAL 9016

Installation advice

- Please contact the Timloc Technical team

Care and maintenance

- Clean using a soft cloth with a mild detergent

How to order

- State which size of panel is required and confirm the hole cutting size

Bill of quantity

n55Plus

Metal (Non Fire Rated) Circular Access Panels L20 Doors/Shutters/Hatches

Clause

630* HATCHES

- Manufacturer: **Timloc Building Products, Rawcliffe Road, Goole, East Yorkshire, DN14 6UQ. Tel:01405 765567, Fax:01405 720479. Web: www.timloc.co.uk**

- Product Reference: **Timloc Access Panels**

- Type: **Timloc Metal (Non Fire Rated) Circular Access Panels**

- Product Code: example **CP300PF** (see other product codes/variation of sizes)

- Frame fitting size: example **305mm** (see other product codes/variation of sizes)

- Application: example **Wall, Ceiling or Voids**

- Frame type: example **Picture**

- Colour: **White - RAL 9010 Smooth Polyester Powder Coating**

Products in the range

Metal non-fire rated access panels – picture frame

Frame fitting size	Frame type	Product code
305mm	Picture frame	CP300PF
455mm	Picture frame	CP450PF
605mm	Picture frame	CP600PF
305mm	Perforated beaded frame	CP300BF
455mm	Perforated beaded frame	CP450BF
605mm	Perforated beaded frame	CP600BF

Door panel retaining link available upon request for user convenience and safety

Can't find the size that you need? Bespoke size and specification manufacturing service available – contact the Timloc Technical team with your project requirements.



Metal 1 hour fire rated access panels – picture frame

Multi performance 1 hour fire rated steel access panels featuring mineral wool and draught stripping for greatly reduced air leakage opportunities and an excellent acoustic performance.



Use

- Provides access to services and connections behind dry lined walls, ducts, ceilings where a 1 hour fire rating is required
- Projects with additional reduced air leakage and /or acoustic performance requirements
- Ideal solution for meeting Part J and the gas safety industry's concealed boiler flue inspection access requirements (1 hour fire rated applications)

Features and benefits

- Purpose made product saves time and money compared with traditional joiner-made access doors
- Fire rating independently tested by Exova Warringtonfire
- Mineral wool insulation and draught stripped to reduce the opportunity of air leakage in application
- 32mm low profile frame ideal for installation with 15mm plaster board
- Flush fitting door panels with excellent aesthetic appearance and finish
- Visible picture frame surround smartly conceals cut out edges and contributes to a faster installation
- Enduring polyester powder coated finish
- Allows for painting if required
- Quick and straightforward to install
- Universal door handing
- Hinged door panel with T-key lock mechanism
- Key lock available upon request
- Quick release door panel mechanism fully removes to the door for maximum access
- Bespoke non-standard sizes also available
- Acoustic performance of 33dB (contact the Timloc Technical team for more information)

Quality

- Manufactured to BS EN ISO 9001 and BS EN ISO 14001
- Helping to meet Building Regulation:
 - Document Part J - Concealed Flues in Voids (2010 edition)
 - Document Part E - Resistant to Sound (2003 edition)
 - Part L1 and L2 - Conservation of Fuel and Power (2013 edition)

Material and colour choice

- Electro galvanised mild steel
- Glass wool insulation (45kg/m³)
- Polyester powder coated smooth finish 20% Gloss
- White - RAL 9016

Installation advice

- Please contact the Timloc Technical team

Care and maintenance

- Clean using a soft cloth with a mild detergent
- Spare keys available upon request
- Lock and hinge mechanism can be oiled with a standard metal lubricant if required

How to order

- State which size of panel is required and confirm the hole cutting size

Bill of quantity

n55Plus

Metal 1 Hour Fire Rated Access Panels - Picture Framed L20 Doors/Shutters/Hatches

Clause

630* HATCHES

• Manufacturer: **Timloc Building Products, Rawcliffe Road, Goole, East Yorkshire, DN14 6UG. Tel:01405 765567, Fax:01405 720479. Web: www.timloc.co.uk**

• Product Reference: **Timloc Fire Rated Access Panels**

• Type: **Timloc Metal 1 Hour Fire Rated Slim Frame Access Panels - Picture Framed**

• Product Code: example **APC300x300CR** (see other product codes/variation of sizes)

• Frame fitting size: example **305 x 305mm** (see other product codes/variation of sizes)

• Application: example **Wall, Ceiling or Voids**

• Frame type: **Picture**

• Colour: **White - RAL 9016 Smooth Polyester Powder Coating**

Products in the range

Metal 1 hour rated access panels – picture frame

Frame fitting size	Clear opening size	Overall panel and frame dimension	Door and lock type	Product code
155 x 155mm	110 x 110mm	200 x 200mm	Hinged with T-key lock	APC150x150CR
155 x 235mm	110 x 190mm	200 x 280mm	Hinged with T-key lock	APC150x230CR
205 x 205mm	160 x 160mm	250 x 250mm	Hinged with T-key lock	APC200x200CR
305 x 305mm	260 x 260mm	350 x 350mm	Hinged with T-key lock	APC300x300CR
455 x 455mm	410 x 410mm	500 x 500mm	Hinged with T-key lock	APC450x450CR
555 x 555mm	510 x 510mm	600 x 600mm	Hinged with T-key lock	APC550x550CR
605 x 605mm	560 x 560mm	650 x 650mm	Hinged with T-key lock	APC600x600CR

Can't find the size that you need? Bespoke size and specification manufacturing service available – contact the Timloc Technical team with your project requirements.



Metal 1 hour fire rated access panels – beaded frame

Multi performance 1 hour fire rated robust mild steel access panels, with no visible frame when installed. Featuring mineral wool and draught stripping for reduced air leakage opportunities and an excellent acoustic performance.

Use

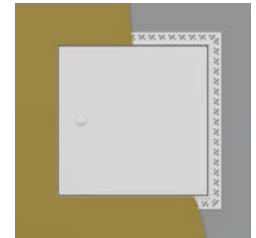

- Provides access to services and connections behind dry lined walls, ducts and ceilings where a 1 hour fire rating is required
- Installation into an aperture to achieve a frameless flush finish
- Robust and durable alternative to plaster board faced panels, which are highly susceptible to damage
- Ideal solution for meeting Part J and the gas safety industry's concealed boiler flue inspection access requirements (1 hour fire rated applications)
- Projects with additional reduced air leakage and /or acoustic performance requirements

Features and benefits

- Purpose made product saves time and money compared with traditional joiner-made access doors
- Fire rating independently tested by Exova Warringtonfire
- Mineral wool insulation and draught stripped to reduce the opportunity of air leakage in application
- Perforated beaded frame concealed after plaster skimming
- 32mm low profile frame ideal for installation with 15mm plaster board
- Flush fitting door panels with excellent aesthetic appearance and finish
- Enduring polyester powder coated finish
- Allows for painting if required
- Quick and straightforward to install
- Universal door handing
- Hinged door panel with T-key lock mechanism
 - Key lock available upon request
- Quick release door panel mechanism fully removes to the door for maximum access
- Bespoke non-standard sizes also available
- Acoustic performance of 33dB (contact the Timloc Technical team for more information)

Quality

- Manufactured to BS EN ISO 9001 and BS EN ISO 14001
- Helping to meet Building Regulation:
 - Document Part J – Concealed Flues in Voids (2010 edition)
 - Document Part E – Resistant to Sound (2003 edition)
 - Part L1 and L2 – Conservation of Fuel and Power (2013 edition)



Material and colour choice

- Electro galvanised mild steel
- Glass wool insulation (45kg/m³)
- Polyester powder coated smooth mat finish
- White – RAL 9016

Installation advice

- Please contact the Timloc Technical team

Care and maintenance

- Clean using a soft cloth with a mild detergent
- Spare keys available upon request
- Lock and hinge mechanism can be oiled with a standard metal lubricant if required

How to order

- State which size of panel is required and confirm the hole cutting size

Bill of quantity

n55Plus

Metal 1 Hour Fire Rated Access Panels - Beaded Frame L20 Doors/Shutters/Hatches

Clause

630* HATCHES

- Manufacturer: **Timloc Building Products, Rawcliffe Road, Goole, East Yorkshire, DN14 6UQ. Tel: 01405 765567, Fax: 01405 720479. Web: www.timloc.co.uk**
- Product Reference: Timloc Fire Rated Access Panels
- Type: **Timloc Metal 1 Hour Fire Rated Access Panels - Beaded Frame**
- Product Code: example **APC300x300CRB** (see other product codes/variation of sizes)
- Frame fitting size: example **305 x 305mm** (see other product codes/variation of sizes)
- Application: example **Wall, Ceiling or Voids**
- Frame type: **Beaded**
- Colour: **White - RAL 9016 Smooth Polyester Powder Coating**

Products in the range

Metal 1 hour rated access panels – beaded frame

Frame fitting size	Clear opening size	Overall panel and frame dimension	Door and lock type	Product code
305 x 305mm	260 x 260mm	350 x 350mm	Hinged with T-key lock	APC300x300CRB
455 x 455mm	410 x 410mm	500 x 500mm	Hinged with T-key lock	APC450x450CRB
605 x 605mm	560 x 560mm	650 x 650mm	Hinged with T-key lock	APC600x600CRB

Can't find the size that you need? Bespoke size and specification manufacturing service available – contact the Timloc Technical team with your project requirements.



Metal 1 hour fire rated access panels (deep profile) – picture frame

Multi performance 1 hour fire rated steel access panels. Featuring mineral wool and draught stripping for reduced air leakage opportunities and an excellent acoustic performance.

Use

- Provides access to services and connections behind deep dry lined walls, ducts and ceilings applications where a 1 hour fire rating is required
- Projects with additional reduced air leakage and /or acoustic performance requirements
- Ideal solution for meeting Part J and the gas safety industry's concealed boiler flue inspection access requirements (1 hour fire rated applications)

Features and benefits

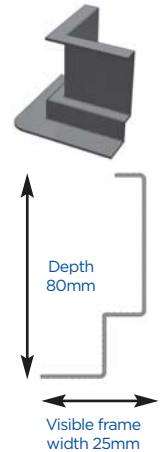
- Purpose made product saves time and money compared with traditional joiner-made access doors
- Fire rating independently tested by Exova Warringtonfire
- Mineral wool insulation and draught stripped to reduce the opportunity of air leakage in application
- 80mm deep profile frame ideal for deep wall and ceiling applications
- Flush fitting door panels with excellent aesthetic appearance and finish
- Visible picture frame surround smartly conceals cut out edges and contributes to a faster installation
- Robust polyester powder coated finish
- Allows for painting if required
- Quick and straightforward to install
- Universal door handing
- Hinged door panel with T-key lock mechanism - key lock available upon request
- Door panels can be fully removed for maximum access
- Bespoke non-standard sizes also available
- Acoustic performance of 29dB (contact the Timloc Technical team for more information)

Quality

- Manufactured to BS EN ISO 9001 and BS EN ISO 14001
- Helping to meet Building Regulation:
 - Document Part J - Concealed Flues in Voids (2010 edition)
 - Document Part E - Resistant to Sound (2003 edition)
 - Part L1 and L2 - Conservation of Fuel and Power (2013 edition)

Material and colour choice

- Electro galvanised mild steel
- Glass wool insulation (45kg/m³)
- Polyester powder coated textured finish – 20% gloss
- White – RAL 9016



Installation advice

- Please contact the Timloc Technical team

Care and maintenance

- Clean using a soft cloth with a mild detergent
- Spare keys available upon request
- Lock and hinge mechanism can be oiled with a standard metal lubricant if required

How to order

- State which size of panel is required and confirm the hole cutting size

Bill of quantity

NBSPlus

Metal 1 Hour Fire Rated Deep Frame Access Panels Picture Framed L20 Doors/Shutters/Hatches

Clause

630^ HATCHES

• Manufacturer: **Timloc Building Products, Rawcliffe Road, Goole, East Yorkshire, DN14 6UG. Tel:01405 765567, Fax:01405 720479. Web: www.timloc.co.uk**

• Product Reference: **Timloc Fire Rated Access Panels**

• Type: **Timloc Metal 1 Hour Fire Rated Deep Frame Access Panels Picture Framed**

• Product Code: example **APC550x550FR** (see other product codes/variation of sizes)

• Frame fitting size: **555 x 555mm** (see other product codes/variation of sizes)

• Application: example **Wall, Ceiling or Voids**

• Frame type: **Picture**

• Colour: **White - RAL 9016 Textured Polyester Powder Coating - 20% Gloss**

Products in the range

Metal 1 hour rated access panels – picture frame

Frame fitting size	Clear opening size	Overall panel and frame dimension	Door and lock type	Product code
555 x 555mm	510 x 510mm	600 x 600mm	Hinged with T-key lock	APC550x550FR
605 x 605mm	560 x 560mm	650 x 650mm	Hinged with T-key lock	APC600x600FR
605 x 905mm	560 x 860mm	650 x 950mm	Hinged with T-key lock	APC600x900FR
905 x 905mm	860 x 860mm	950 x 950mm	Hinged with T-key lock	APC900x900FR
605 x 1205mm	560 x 1160mm	650 X 1250mm	Hinged with T-key lock	APC600x1200FR

Can't find the size that you need? Bespoke size and specification manufacturing service available – contact the Timloc Technical team with your project requirements.



Tile insert access panels

Fire rated and non fire rated tile insert access panels for ceramic and marble tiled walls



Use

- To provide simple, easy access through ceramic/marble tiled walls up to a thickness of 10mm (tile & adhesive bedding) to gain access to concealed plumbing, switches, valves, stopcocks, fuse boxes, controls and connections

Features and benefits

- Purpose-made product saves time and money compared with traditional access doors
- Excellent aesthetic appearance
- Factory finished and simple to fit
- Fire rated and non fire rated
- Concealed or visible frame
- Push catch and security lock options

Quality

- Manufactured to BS EN ISO 9001: 2000, BS EN 1634-1 and BS 476 Part 22

Material and colour choice

- Door - 1.2mm thick electro - galvanised mild steel finished in white powder coated semi-gloss (RAL9010)
- Visible frame - 1.2mm thick electro - galvanised mild steel finished in white powder coated semi-gloss (RAL9010)
- Concealed frame - 1.2mm thick electro - galvanised mild steel finished in white powder coated primer

Installation advice

- Determine size of panel required. This should be based on tile size, grout width, panel height & width required (to tile module) e.g using 150 x 150 tiles with 2mm grout gaps, panel door to be 2 tiles wide x 2 tiles high - width & height is 150 + 2 + 150. Panel therefore required is 302mm x 302mm
- The aperture should be 5mm larger than the panel frame. The panel door should align vertically & horizontally with the planned module
- Ensure panel is flush & square
- Screw fix through the frame into studs/battens using packers as required
- Fit tiles to door
- Fit tiles to frame maintaining a clear gap to match the grout width (e.g 2mm)
- Grout remainder of wall as required & remove excess tile adhesive & grout from between door/frame

How to order

- Determined by tile module size, please refer to installation advice
- Stipulate if the panel requires to be fire rated (FR) or non fire rated
- Visible or concealed frame (visible frame generally used on existing tiled walls only)
- Push catch (PC) or security lock (SL)

Bill of quantity

L20 Doors/Shutters/Hatches

Clause

360^ HATCHES

• Manufacturer: **Timloc Building Products, Rawcliffe Road, Goole, East Yorkshire, DN14 6UG. Tel: 01405 765567, Fax: 01405 720479. Web: www.timloc.co.uk**

• Product Reference: **Tile Insert Access Panel (see other product codes/variation of sizes)**

• Type: **Tile Insert Access Panels**

• Application: **Easy access through ceramic/marble tiled walls**

• Colour: **White powder coated mild steel**

N55Plus